



## Aluminium van trailers with polyester bow and roof

The new KT-PB-AL models with low loading height and door-ramp combination.

[www.boeckmann.com](http://www.boeckmann.com)



**FIRST CLASS TRANSPORT**





## Design for the rough. Thought-out down the last detail.

The passion for innovative transport solutions has been our driving force for more than 65 years. With a clear goal: Our aim is to build trailers that will make your job easier and work, no matter what. Every day. Of course, this also applies to Böckmann's van trailers, with which you will practically and safely master any heavy transport task. You can find out more on the following pages. We hope you enjoy reading!

*Klaus Böckmann*

### Contents

At a glance	04
Standard equipment	06
Design package	11
Accessories	12
Colours	14
Technical specifications	16



# At a glance.

## The new KT-PB-AL models

The new aluminium van trailer models with polyester roof and front, low loading height and door/ramp combination as standard combine maximum functionality with design. With its numerous detailed solutions, high-quality workmanship and the high level of driving comfort, the new KT-PB-AL series delivers real added values in practice.

Model variants at a glance

model range	L x W x H interior dimensions (mm)
KT-PB-AL 2513/135 F	2755 x 1315 x 1730
KT-PB-AL 2513/15 F	2755 x 1315 x 1730
KT-PB-AL 3015/135 M F	3255 x 1515 x 2060
KT-PB-AL 3015/15 M F	3255 x 1515 x 2060
KT-PB-AL 3015/20 M F	3255 x 1515 x 2060
KT-PB-AL 3015/27 M F	3255 x 1515 x 2060

M = medium interior height  
Additional basic versions are shown on the following pages.  
Further technical details can be found in the tables on page 16.

**+ Böckmann added values:**  
You can only get them from us!  
Details on the following pages.

**+ Polyester bow**  
as a design feature with high benefit: Designed for large transport volume, with storage areas on the front inside and aerodynamic shape for less fuel consumption.

**+ Low loading heights**  
of 410-445 mm due to the lowered chassis for particularly comfortable loading and unloading.

**+ Manoeuvring handles**  
2 robust manoeuvring handles facilitate handling.

**+ V-drawbar**  
Bolted V-drawbar is easy to maintain for a long service life of the trailer.

**+ Seals and sealing**  
Rubber seals on the door/ramp and sealing of the entire superstructure protect against moisture.

**+ Stable rear portal and plenty of space**  
due to the solid steel rear portal and passage heights and widths of 1445 mm x 1245 mm or 1745 mm x 1445 mm for the 2513 and 3015 models respectively.

**+ Door-ramp combination**  
The perfect transport solution for flexible use as a door or ramp. Particularly stable and lockable. The robust angled lever locks are particularly easy to operate. The practical handle helps with opening.

**+ Aluminium wedge profile**  
with anti-slip structure for particularly flat surface and easy loading and unloading without high edge.

**+ Aluminium body**  
made of particularly robust, double-walled profiles of anodised aluminium for maximum stability and durability.

**+ High-quality tyres**  
for high driving comfort.

Illustration shows **KT-PB-AL 3015/27 M F**  
in anthracite-metallic, braked, automatic jockey wheel.






# Basic equipment. KT-PB-AL models.

From the innovative door/tramp combination to the robust aluminium body to the attractive polyester bow: the KT-PB-AL models offer real added values in the application. Features such as the low loading height, the large passage dimensions and well thought-out detail solutions distinguish these aluminium van trailers.

Learn more!



**Innovative locking system**  
with robust locking bolt for convenient opening of the door. With the help of the clever locking mechanism, the door automatically engages when closed.



**Door-ramp combination**  
The perfect transport solution for flexible use as a door or drive-on ramp. Particularly sturdily constructed and lockable, with robust angle lever lock and particularly easy to operate with the handle in the right place (alternatively available with wing door, see accessories).



**+ Bockmann added values:** You can only get them from us!



**Large entrance**  
Passage heights and widths of 1445 mm H x 1245 mm W (on the 2513 models) or 1745 mm H x 1445 mm W (on the 3015 models) provide comfortable access heights and ample space.



**Aluminium wedge profile**  
for particularly flat surface without high edge for convenient loading and unloading e.g. of e-bikes or motorbikes.



**Low loading height**  
and flat ramp for particularly easy loading and unloading. Thanks to the F-version, the models have a particularly low loading height of 410-445 mm. The exact values can be found in the technical data on page 16.



**A ramp with no gaps**  
without space or edge for convenient loading and unloading, e.g. with an e-bike or motorbike.



**Stable rear portal**  
Solid and galvanised steel rear portal for optimum stability.





**Storage compartment**  
as a clever detail solution for maximum storage space, e.g. for stowing lashing straps. With water drain for cleaning.



**Interior lighting**  
The aluminium van trailers are equipped with an LED interior light. This ensures good illumination even at dusk or at night.



**Practical protection against water**  
due to the drip edge above the door/ramp. Seals and sealing of the entire superstructure protect against moisture.



**Manoeuvring handles**  
2 recessed and especially robust handles facilitate the handling and manoeuvring of the trailer.



**Plastic mudguards and light box cover**  
in an attractive design. Among other things, to protect the lighting for even more durability and practical, e.g. for stowing the wheel chocks and as a storage surface.



**Lashing rings**  
facilitate optimal securing of the load. Depending on the size of the model, the number of lashing ring varies between 4 and 6. Loadable up to 250 dAN. Additional lashing rings can be retrofitted as accessories.



**Full length screen-printed floor panel**  
for a stable, bolted and non-slip loading surface, glued and sealed several times.



**Optimum locking**  
of the door-ramp combination due to the robust 180° turnable angle lever lock, particularly easy to operate and lockable.



**Robust body with polyester bow and roof in 2 sizes**  
as a design feature with high utility advantage: Designed for large transport volume, with storage areas on the front inside and the aerodynamic shape for less fuel consumption. The superstructure made of particularly robust, double-walled profiles of anodised aluminium for maximum stability and durability.



**High quality tyres**  
The models are equipped with high-quality 13" or 14" tyres.





**Rear lights**  
for more safety in road traffic and good visibility.



**Maintenance-free rubber spring axle with independent wheel suspension**  
for permanently excellent suspension and ride comfort.



**Flat handbrake lever and secure hitching**  
The flat handbrake lever allows convenient access to the towing vehicle's boot. The hitch with collision protection ensures the trailer is safely hitched.



**Bolted V-drawbar**  
V-drawbar bolted directly to the frame and a bolted chassis - for excellent ease of maintenance and service.



**Solid, automatic jockey wheel**  
with user-friendly plastic handle for quick cranking up and a secure stand (single-axle models with robust jockey wheel).



**Sliding supports**  
The sliding supports are bolted to the frame and provide a safe stand. Standard on the single-axle models.

**+ Bockmann added values:** You can only get them from us!

## Design package. Visual highlight with price advantage.

As a special visual and pricing highlight, the new design of the KT-PB-AL models is also available with the corresponding **design package**. With the original Bockmann aluminium rims, the polyester fenders in anthracite-metallic and the matching polyester light box covers, the aluminium van trailer becomes a real eye-catcher.



### Accessories package



**Price advantage**  
with the design package. It offers price advantages compared to the individual options.



**Premium aluminium rims**  
in superior Bockmann quality with an integrated Bockmann design as a visual highlight.



**Light box cover**  
made of high-quality polyester, in anthracite-metallic.



**Polyester fenders**  
in an appealing design, high quality and particularly impact-resistant, in anthracite-metallic.




# Accessories. Original from Böckmann.

The original Böckmann range of accessories offers many equipment possibilities, in order to adapt each van trailer model individually to your needs. You can find further accessories either online or simply talk to your local Böckmann partner.



## Door-ramp covering

For non-slip and comfortable loading, the silicone coating (01) is part of the standard equipment. Alternatively, you can choose an aluminium checker plate (02).



## Additional door

A door can be recessed on request. Allows quick access to the cargo area. You can choose between a 1595 x 710 mm door (01) (exclusively on 3015 single-axle models) and a 1220 x 460 mm door (02).



## Premium aluminum rims

in high Böckmann quality with integrated Böckmann design as a visual highlight.



## Recessed lashing rings

for safe lashing of the load (maximum tensile force of 400 daN).



## Polyester fenders and light box covers

in high quality and attractive design as an alternative to plastic fenders and plastic covers.




## 1- or 2-wing door

Depending on the model, a lockable 1- or 2-wing door with espagnolette lock can be selected as an alternative to the door-ramp combination.



## Wheel shock absorbers

for the safe transport of sensitive goods and 100 km/h approval (refers to German road traffic regulations).



## Motorcycle stand rail

for the safe transport of motorcycles or larger e-bikes. The rack can be flexibly placed in the trailer without screwing.

# Colours

## Polyester front bow

### Van trailers



white<sup>2</sup>



dark-green<sup>2</sup>



yellow<sup>2</sup>



anthracite-metallic<sup>1</sup>



grey<sup>2</sup>



dark-blue<sup>2</sup>



flame red<sup>2</sup>

<sup>1</sup> Series <sup>2</sup> with surcharge  
Experience has shown that printing inks cannot reproduce the original colour of paintwork. We therefore recommend that you ask your Böckmann partner to show you the colour samples. Individual colour combinations, special painting and lettering according to your specifications are possible. Your Böckmann dealer will be happy to advise you.

# Accessories.

## At a glance.



	KT-PB-AL-Serie					
	2513/135 F	2513/15 F	3015/135 M F	3015/15 M F	3015/20 M F	3015/27 M F
polyester front bow in all colours	●	●	●	●	●	●
1-wing door	●	●	×	×	×	×
2-wing door	●	●	●	●	●	●
alu checker plate on door-ramp combination	●	●	●	●	●	●
alu checker plate on floor	●	●	●	●	●	●
galvanized sheet metal on floor	●	●	●	●	●	●
door at right side 1220 x 460 mm	●	●	●	●	●	●
door at right side 1595 x 710 mm	×	×	●	●	×	×
tyres 13"	●	●	●	●	●	●
premium alu rims 14"	●	●	●	●	●	●
wheel shock absorbers <sup>1)</sup>	●	●	●	●	●	●
jockey wheel	✓	✓	✓	✓	×	×
automatic jockey wheel	●	●	●	●	✓	✓
lashing rails right/left, per pair	●	●	●	●	●	●
shut-off bar, per pc.	●	●	●	●	●	●
coat hanger bar, per pc.	●	●	●	●	●	●
spare wheel holder	●	●	●	●	●	●
spare wheel 13"	●	●	●	●	●	●
spare wheel 14"	●	●	●	●	×	●
sliding support, per pair	✓	✓	✓	✓	●	●
reinforced sliding support, per pair	●	●	●	●	●	●
telescopic crank drop legs (swivelling and rotatable), per pair <sup>2)</sup>	●	●	●	●	×	×
V-drawbar with step	●	●	●	●	●	●
countersunk lashing rings	●	●	●	●	●	●
motorcycle stand rail	●	●	●	●	●	●
polyester light box covers	●	●	●	●	●	●
polyester fenders	●	●	●	●	●	●
design package	●	●	●	●	●	●

<sup>1)</sup> one wheel shock absorber per wheel  
<sup>2)</sup> only possible for single-axle models with wing door

Adding accessories increases the unladen weight (basic weight). The payload is reduced as a result. Please refer to our price list for the complete accessories catalogue. Your Böckmann partner will be happy to advise you - friendly and competent!

✓ standard equipment      ● available as accessory      × not possible

Configure online now:  
[www.boeckmann.com](http://www.boeckmann.com)





# Technical details.

KT-PB-AL-series

Van trailers

Low-bed

model	Interior body dimensions			passage height in mm	passage width in mm	loading height mm	total weight kg	payload kg
	length in mm	width in mm	height in mm					
KT-PB-AL 2513/135 F	2755	1315	1730	1445	1245	430	1350	916
KT-PB-AL 2513/15 F	2755	1315	1730	1445	1245	445	1500	1050
KT-PB-AL 3015/135 M F	3255	1515	2060	1745	1445	430	1350	800
KT-PB-AL 3015/15 M F	3255	1515	2060	1745	1445	445	1500	930
KT-PB-AL 3015/20 M F	3255	1515	2060	1745	1445	410	2000	1365
KT-PB-AL 3015/27 M F	3255	1515	2060	1745	1445	430	2700	2055



More van trailers are featured  
in the family brochure.  
Download now at  
[www.boeckmann.com](http://www.boeckmann.com)



**FIRST CLASS TRANSPORT**

Boeckmann Fahrzeugwerke GmbH 49688 Lastrup Phone +49 (0) 4472 895-0 Fax +49 (0) 4472 895-550 [info@boeckmann.com](mailto:info@boeckmann.com) [www.boeckmann.com](http://www.boeckmann.com)

[f facebook.com/anhangersterklasse](https://www.facebook.com/anhangersterklasse) [@ instagram.com/boeckmann.transport](https://www.instagram.com/boeckmann.transport) [📺 boeckmann.com/youtube](https://www.youtube.com/boeckmann.com)